

This Page Is Inserted by IFW Operations
and is not a part of the Official Record

BEST AVAILABLE IMAGES

Defective images within this document are accurate representations of the original documents submitted by the applicant.

Defects in the images may include (but are not limited to):

- BLACK BORDERS
- TEXT CUT OFF AT TOP, BOTTOM OR SIDES
- FADED TEXT
- ILLEGIBLE TEXT
- SKEWED/SLANTED IMAGES
- COLORED PHOTOS
- BLACK OR VERY BLACK AND WHITE DARK PHOTOS
- GRAY SCALE DOCUMENTS

IMAGES ARE BEST AVAILABLE COPY.

**As rescanning documents *will not* correct images,
please do not report the images to the
Image Problem Mailbox.**



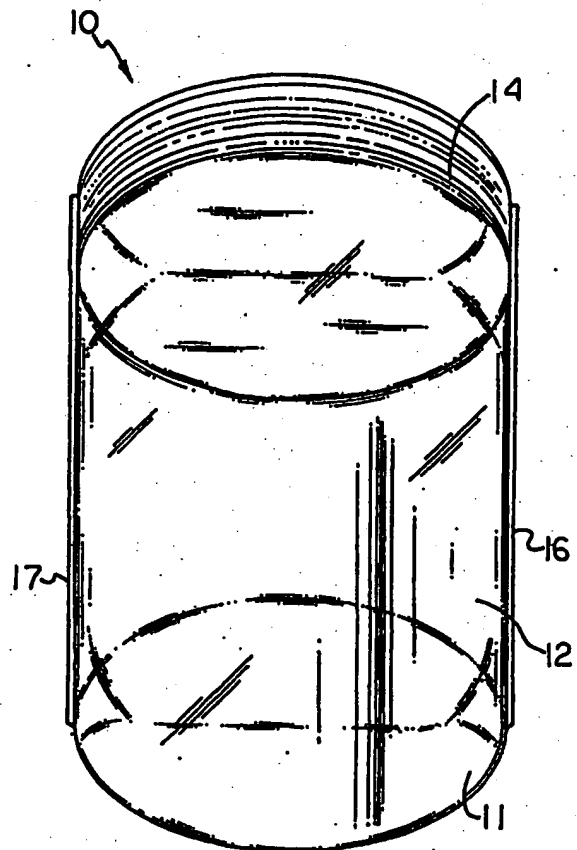
INTERNATIONAL APPLICATION PUBLISHED UNDER THE PATENT COOPERATION TREATY (PCT)

(51) International Patent Classification ⁶ : B65D 30/00, 33/25	A1	(11) International Publication Number: WO 99/10246 (43) International Publication Date: 4 March 1999 (04.03.99)
<p>(21) International Application Number: PCT/US98/17582</p> <p>(22) International Filing Date: 25 August 1998 (25.08.98)</p> <p>(30) Priority Data: 08/918,082 25 August 1997 (25.08.97) US</p> <p>(71) Applicant: S.C. JOHNSON HOME STORAGE, INC. [US/US]; 1525 Howe Street, Racine, WI 53403 (US).</p> <p>(72) Inventor: PRICE, William, D.; 5200 Nakoma, Midland, MI 48640 (US).</p> <p>(74) Agents: FRANK, J., William, III et al.; S.C. Johnson & Son, Inc., Patent Section, 1525 Howe Street, Racine, WI 53403 (US).</p>	<p>(81) Designated States: AU, BR, CA, CN, CZ, HU, ID, IL, JP, KR, MX, NO, NZ, PL, RU, SG, SK, UA, VN, European patent (AT, BE, CH, CY, DE, DK, ES, FI, FR, GB, GR, IE, IT, LU, MC, NL, PT, SE).</p> <p>Published <i>With international search report. Before the expiration of the time limit for amending the claims and to be republished in the event of the receipt of amendments.</i></p>	

(54) Title: THERMOPLASTIC BAG WITH OFFSET FASTENER

(57) Abstract

A reclosable thermoplastic bag (10) having an offset fastener. The bag includes first and second sidewalls (11, 12), each having a top (23a, 23b), a bottom (25a, 25b) and two opposing side edges (16, 17), the first and second sidewalls being attached together along the respective bottom and side edges; and inwardly folded top pleat (13) positioned across the first sidewall (11); a reclosable fastener (14) having at least two cooperating closure members, one closure member being positioned proximate to the top of the first sidewall above the pleat, the other closure member being positioned proximate to the top of the second sidewall, such that when the bag is filled and closed, the reclosable fastener is offset.



FOR THE PURPOSES OF INFORMATION ONLY

Codes used to identify States party to the PCT on the front pages of pamphlets publishing international applications under the PCT.

AL	Albania	ES	Spain	LS	Lesotho	SI	Slovenia
AM	Armenia	FI	Finland	LT	Lithuania	SK	Slovakia
AT	Austria	FR	France	LU	Luxembourg	SN	Senegal
AU	Australia	GA	Gabon	LV	Latvia	SZ	Swaziland
AZ	Azerbaijan	GB	United Kingdom	MC	Monaco	TD	Chad
BA	Bosnia and Herzegovina	GE	Georgia	MD	Republic of Moldova	TG	Togo
BB	Barbados	GH	Ghana	MG	Madagascar	TJ	Tajikistan
BE	Belgium	GN	Guinea	MK	The former Yugoslav Republic of Macedonia	TM	Turkmenistan
BF	Burkina Faso	GR	Greece			TR	Turkey
BG	Bulgaria	HU	Hungary	ML	Mali	TT	Trinidad and Tobago
BJ	Benin	IE	Ireland	MN	Mongolia	UA	Ukraine
BR	Brazil	IL	Israel	MR	Mauritania	UG	Uganda
BY	Belarus	IS	Iceland	MW	Malawi	US	United States of America
CA	Canada	IT	Italy	MX	Mexico	UZ	Uzbekistan
CF	Central African Republic	JP	Japan	NE	Niger	VN	Viet Nam
CG	Congo	KE	Kenya	NL	Netherlands	YU	Yugoslavia
CH	Switzerland	KG	Kyrgyzstan	NO	Norway	ZW	Zimbabwe
CI	Côte d'Ivoire	KP	Democratic People's Republic of Korea	NZ	New Zealand		
CM	Cameroon	KR	Republic of Korea	PL	Poland		
CN	China	KZ	Kazakhstan	PT	Portugal		
CU	Cuba	LC	Saint Lucia	RO	Romania		
CZ	Czech Republic	LI	Liechtenstein	RU	Russian Federation		
DE	Germany	LK	Sri Lanka	SD	Sudan		
DK	Denmark	LR	Liberia	SE	Sweden		
EE	Estonia			SG	Singapore		

THERMOPLASTIC BAG WITH OFFSET FASTENER**TECHNICAL FIELD**

The present invention relates to a reclosable thermoplastic bag.

BACKGROUND ART

5

Reclosable thermoplastic bags have a wide variety of applications, most notably in the food industry. The bags typically comprise two opposing sidewalls attached together along the side edges and bottom to form the sides and bottom of the bag. The bags also include a reclosable fastener along the tops of the sidewalls, or the mouth of the bag. sometimes there is a pleat in the bottom of the bag which helps expand the volume available for storage.

10

Typically, the reclosable fastener extends along the centerline of the mouth of the bag. That is, when viewed from the top of the bag, the reclosable fastener would be positioned directly across the center. However, when the bag is filled and closed, the reclosable fastener along the centerline of the mouth tends to stick out past the side edges of the bag. This presents a problem when the bag is inserted into a secondary container such as a box, as the fastener sticks out too far, so that the bag does not easily fit into a close-fitting container.

15

Some modifications have been made in order to make the bags more suitable as liners. For example, U.S. Patent No. Re. 34,317, issued to Van Erden et al., describes a bag having chamfer seals at the four corners of the bag, such that the four corners are freed from interfering with easy reception and packaging of the filled bag in a fairly close fitting carton. Another example is U.S. Patent No. 5,275,491, issued to Kuge et al., which describes a bag that has inward folds extending vertically down along the side edges of the bag. Moreover, U.S. Patent No. 5,080,253, issued to Zieke describes a cropped or chamfered top section of the bag as well as pleats along the sides of the bag. A problem with such modifications to the fastener is that when the bag mouth is opened, the available area is restricted, making it relatively difficult to fill the bags.

20

25

-2-

In the above mentioned reclosable bags, the reclosable fastener is disposed along the centerline of the mouth of the bag. The problem with such fasteners disposed along the centerline is that when the bag is filled, the fasteners stick out from the sides of the bag, making the bags undesirable as liners for close-fitting containers. That is, in order to use such bags as liners for containers, the containers must be larger than necessary in order to permit the fastener to fit inside the containers, thereby wasting space inside the container. Furthermore, if the fastener is cut so that it does not stick out, then the bag becomes difficult to fill because the mouth opening is restricted. It would be an advance in the art of reclosable thermoplastic bags to provide a bag which can conveniently be used as a liner for a close-fitting container while still maintaining a relatively unrestricted mouth opening when the bag is opened.

SUMMARY DISCLOSURE OF INVENTION

The present invention provides an alternative to the bags of the prior art. In one aspect, the present invention is a reclosable thermoplastic bag comprising first and second sidewalls, each having a top, a bottom and two opposing side edges, the first and second sidewalls being attached together along the side edges and proximate to the bottom; an inwardly folded top pleat positioned across the first sidewall; a reclosable fastener having at least two cooperating closure members, one closure member being positioned proximate to the top of the first sidewall above the pleat, the other closure member being positioned proximate to the top of the second sidewall, such that when the bag is filled and closed, the reclosable fastener is offset.

In a second aspect, the present invention is a reclosable thermoplastic bag comprising two sidewalls, each having a top, a bottom and two opposing side edges, the sidewalls being attached together along the side edges and proximate to the bottom; a top inwardly folded pleat extending laterally between the side edges in one of the sidewalls; a reclosable fastener positioned proximate to the top of the sidewalls above the pleat, such that when the bag is filled and the reclosable fastener is closed, the reclosable fastener is offset.

An important advantage of the bag of the present invention is that the reclosable fastener is offset, such that it extends along the perimeter of the bag rather than along the centerline. As a result, the reclosable fastener does not stick out from the sides of the bag and does not need to be cut in order to fit inside a close-fitting container. This permits better use

of the bag as a liner while still maintaining the full area of the mouth opening to be available for filling the bag.

BRIEF DESCRIPTION OF THE DRAWINGS

Figure 1 is a perspective view of a filled bag of the present invention in an expanded
5 condition.

Figure 2 is a front plan view of a bag of the present invention.

Figure 3 is a cross sectional view of a bag in a collapsed condition taken along line 3-3 of Figure 2, showing top and bottom pleats embodying the present invention.

Figure 4A and 4B are top views of bags embodying the present invention.

10

BEST MODE FOR CARRYING OUT THE INVENTION

Figure 1 shows a thermoplastic bag B of the present invention. Bag 10 includes opposing sidewalls 11 and 12, an inwardly folded top pleat 13, and a reclosable fastener 14. In the embodiment shown, bag 10 also includes a bottom pleat 15.

15

Bag 10 can be made from any suitable thermoplastic film such as, for example, low density polyethylene, linear low density polyethylene, substantially linear copolymers of ethylene and a C3-C8 α -olefin, polypropylene, polyvinylidene chloride, mixtures of two or more of these polymers, or mixtures of one or more of these polymers with another thermoplastic polymer.

20

The thermoplastic film can be any desired thickness. Preferably, the film thickness is greater than about 0.5 mils, more preferably greater than about 0.75 mils, and most preferably greater than about 1.0 mils. Preferably, the film thickness is less than about 10.0 mils, more preferably less than about 7.5 mils, and most preferably less than about 5.0 mils.

25

Each sidewall 11 and 12 has a top 23a, 23b, a bottom 25a, 25b, and two opposing side edges. The tops of the sidewalls form a mouth 27 of the bag 10. The side edges of the sidewalls are common and sealed together to form common side seals 16 and 17. The side seals can be formed by any desired means, such as, for example, impulse sealing, hot wire sealing, hot knife sealing, folding, using an adhesive, or any other desired means. The sidewalls 11 and 12 are also attached to each other along the bottom 25 of the bag 10 by any

desired means such as, for example, impulse sealing, hot wire sealing, hot knife sealing, folding, using an adhesive, or any other desired means.

An important feature of the present invention is top pleat 13 which is positioned laterally along the width of at least one of the sidewalls 11. Preferably, top pleat 13 is positioned proximate to the top of sidewall 11. "Proximate to the top" of a sidewall is defined herein as meaning closer to the top 23a of the sidewall 11 than to the bottom 25.

Top pleat 13 is simply an inward fold extending laterally across the width of the sidewall 11. top pleat 13 is an inward fold as opposed to an outward fold, meaning it forms a pocket inside the sidewall 11, as opposed to a flap which would stick out of the sidewall when in the collapsed condition, illustrated in Figure 3. The top pleat 13 enables the sidewall 11 to effectively lengthen relative to the side wall 12 and thereby expand outwardly farther than the sidewall 11 could expand without the fold as illustrated in Figures 1 and 4a, 4b. Thus, when the bag is filled and the pleat 13 expanded, the inside crease 13a of top pleat 13 becomes the centerline C of the bag, as opposed to the fastener 14. In this manner, the reclosable fastener 14 is displaced from its initial central position illustrated in Figure 3 when bag 10 is collapsed to an offset position illustrated in figures 1, 4a, and 4b when the bag is filled and expandable, as opposed to being disposed along the centerline of the mouth of the bag when filled.

Figures 4A and 4B illustrate top views of the offset fasteners of the present invention. The dashed lines in figures 4A and 4B depict what is defined herein as the centerline C of the mouth of the bag. As shown, the reclosable fastener 14 does not extend along the centerline C of the mouth of the bag; rather, the reclosable fastener 14 is offset, such that it is positioned along the perimeter of the bag when the bag is filled and is bowed away from the wall 11 toward the wall 12.

Top pleat 13 can be any desired depth. The depth of the top pleat 13, d_1 , is defined herein as being the distance between the bottom of the reclosable fastener 14 and the fold. Advantageously, d_1 is a maximum of $1/4$ times the width of the bag, w . The width of the bag, w , is defined herein as the distance from one side seal 16 of the bag to the other side seal 17.

Varying the depth, d_1 , of the top pleat 13 will change the shape of the filled bag. For example, a relatively deep pleat having depth d_1 will result in a elliptically shaped bag when viewed from the top, as in Figure 4A. On the other hand, a relatively shallow pleat having depth d_1 will result in more of a long, rectangular shape when viewed from the top, as in

Figure 4B. Thus, selection of the appropriate d_1 depends on the desired shape for the ultimate end use of the bag. Advantageously, when a bottom pleat 15 is incorporated into the bag, the depth of bottom pleat 15, d_2 , is equal to d_1 . In this manner, the shape of the bag will be uniform from top to bottom. The bag can be cylindrical such that it is an effective storage bag for bread and the like; or the bag can have squared corners such that is an effective liner for a cereal box and the like.

Reclosable fastener 14 is positioned along the width of bag 10 proximate to the top of bag 10. The reclosable fastener is positioned closer to the top 23 of the bag than top pleat 13, such that the reclosable fastener is positioned between top pleat 13 and the top 23 of the bag when the bag is flat as in Figure 2.

Reclosable fastener 14 can be any desired type of fastener having matable, reclosable fastening members or elements 31, 32 carried by walls 11, 12 of the bag 10 adjacent the top 23 thereof, such as, for example, a plastic zipper, a plastic zipper with a slider, an adhesive fastener, VELCRO, snaps, or any other type of reclosable fastener. Preferably, reclosable fastener 14 is a plastic zipper having cooperating closure elements, such as, for example, rib and groove elements as described in U.S. Patent No. 5,140,727, rolling action closure elements as described in U.S. Patent No. 5,007,143, or U-shaped closure elements with interlocking hooks as described in U.S. Patent No. 4,747,702. Furthermore, if desired, the fastener can include a slider which travels along the fastener and is adapted to open or close the fastener, such as, for example, those described in U.S. Patent No. 5,070,583 and U.S. Patent No. 5,007,142.

The reclosable fastener 14 may be extruded separately and attached to the sidewalls 11 and 12 of the bag or it may be extruded integrally with the sidewalls of the bag. The sidewalls and the reclosable fastener of the present invention can be made using methods well known in the art, such as, for example, by blow or cast extrusion.

The bag of the present invention can be made using a sheet of film with a reclosable fastener disposed along the width of the sheet of film. Preferably, the sheet of film is folded so as to form two layers of film with the reclosable fastener positioned at one end of the layers of film. The bag of the present invention is preferably made by inwardly folding a portion of one of the layers of film proximate to the fastener to form a top pleat; sealing the two layers of film together transversely to the top pleat to form a first side seal; sealing the two layers of film

together transversely to the top pleat at a distance w from the first side seal. Preferably, the method also includes inwardly folding at least one of the layers proximate to the bottom edge 25 to form a bottom pleat 15.

Both the top and bottom pleats can be formed using such methods as described in U.S. Patent Nos. 5,246,416, 5,186,707, 5,083,999, 5,147,278, incorporated herein by reference.

EXAMPLE

A thirty-inch film is formed using standard cast-film equipment. The film includes a rib-and-groove type of plastic zipper such that the rib element is at one end of the film and the groove element is at the other end of the film. The film is folded in half such that two layers of film are formed, one layer having the rib element at the mouth end of the layer, the other layer having the groove element at a mouth end. The rib and groove elements are positioned such that they may interlock with each other. The fold between the two layers is the bottom edge of the bag.

A top pleat is formed by inwardly folding one of the layers to a depth d_1 of 6.35 cm. A bottom pleat is then formed by inwardly folding at the bottom edge to a depth d_2 of 6.35 cm. The two layers are then impulse sealed together transversely to the rib and groove closure elements at a distance of 25.4 cm apart.

INDUSTRIAL APPLICABILITY

The bags are useful to store large, bulky items in a reclosable bag.

WHAT I CLAIM IS:

1. A reclosable thermoplastic storage bag comprising:

a pair of opposed walls fabricated of thermoplastics material joined along a common bottom edge and joined by common side seals along common side edges thereof and having adjacent top edges providing a mouth of said bag;

reclosable fastening members adjacent said top edges and extending laterally between said side seals of said bag, said fastening members being selectively joinable to close said mouth of said bag; and

at least one of said walls having an inwardly folded expandable top pleat section adjacent said top edge thereof provided by a double over portion of said one wall that is inwardly folded against said one wall when said bag is in a collapsed condition, said expandable top pleat section extending laterally across said one wall and having opposite edges thereof joined to said walls by said common side seals, said top pleat section being unrestrained between said side seals and selectively expandable in such manner as to effectively lengthen said one wall relative to the other of said walls and thereby displace said reclosable fastening members from an initial position centrally between said walls when said bag is in said collapsed condition to an offset position when said bag is in said expanded condition in which said reclosable fastening member are bowed outwardly away from said one wall toward said other wall.

2. The bag of claim 1 wherein said top pleat forms a pocket in said one wall when said bag is in said collapsed condition having an inside crease along a bottom of said pleat, said crease lying along a centerline of said bag about midway between said walls when said bag is in said expanded condition.

3. The bag of claim 2 wherein said reclosable fasteners extend along a perimeter of said bag in spaced relation to said centerline of said bag when said bag is in said expanded condition.

4. The bag of claim 1 wherein said top pleat has a predetermined depth d_1 that is a maximum of $1/4$ times a predetermined width w of said bag.

5. The bag of claim 4 wherein at least one of said walls includes an inwardly folded bottom pleat extending laterally between said side seals of said walls having a depth d_2 equal to said depth d_1 of said top pleat.

6. The bag of claim 1 wherein at least one of said walls includes an inwardly folded bottom pleat extending laterally between said side seals of said walls.
7. The bag of claim 1 wherein said reclosable fastening member comprise a plastic zipper having cooperating closure elements.
- 5 8. The bag of claim 7 wherein said zipper includes a slider.
9. The bag of claim 1 wherein said pleat section is attached to said one wall in the region between said side seals.
10. The bag of claim 1 wherein said pleat section has wall portions extending inwardly of said one wall when said bag is in said collapsed condition provided by an inwardly folded extension of said one wall, said wall portions joined by a bottom crease of said pleat section and being otherwise unattached to said one wall and one another in the region between said side seals.

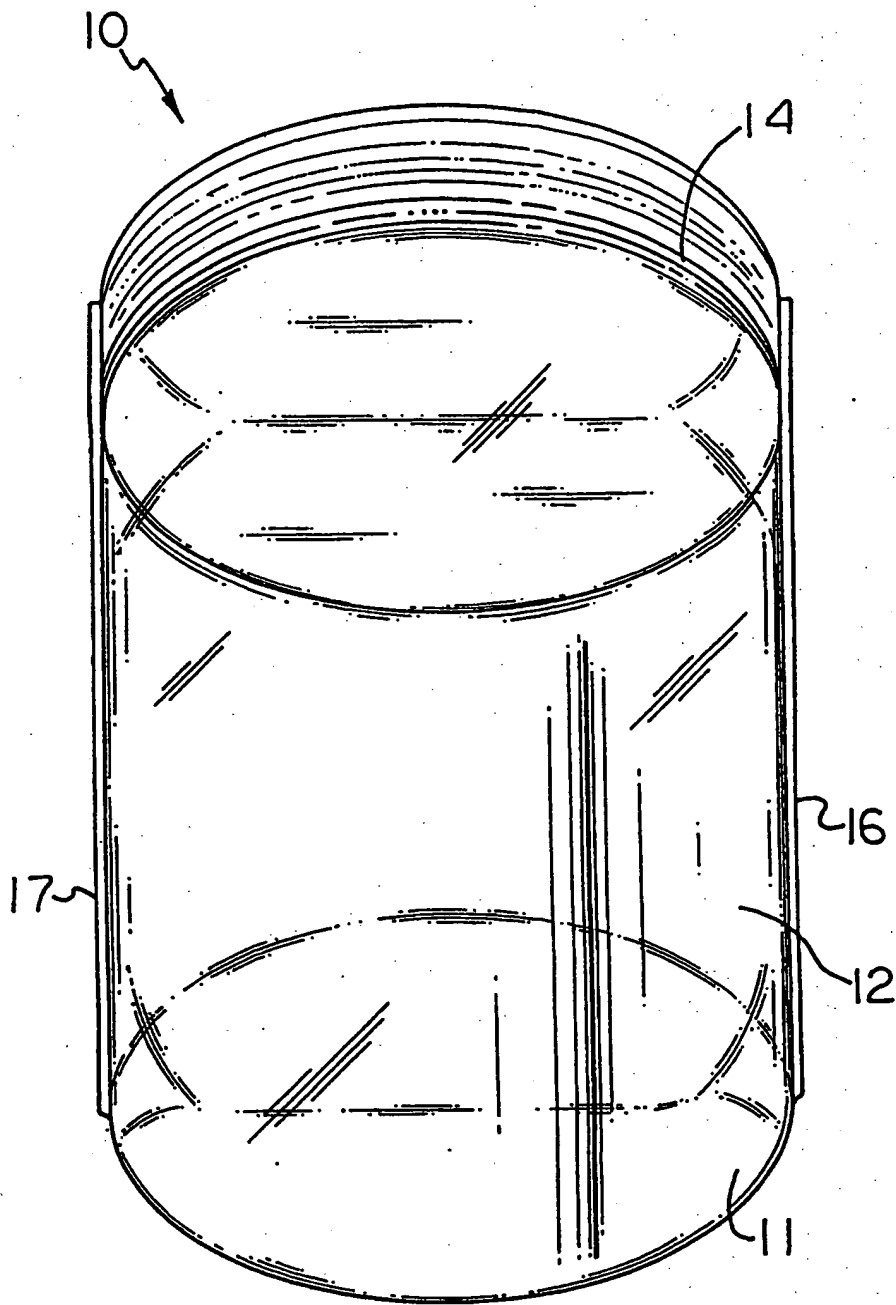


Fig. 1

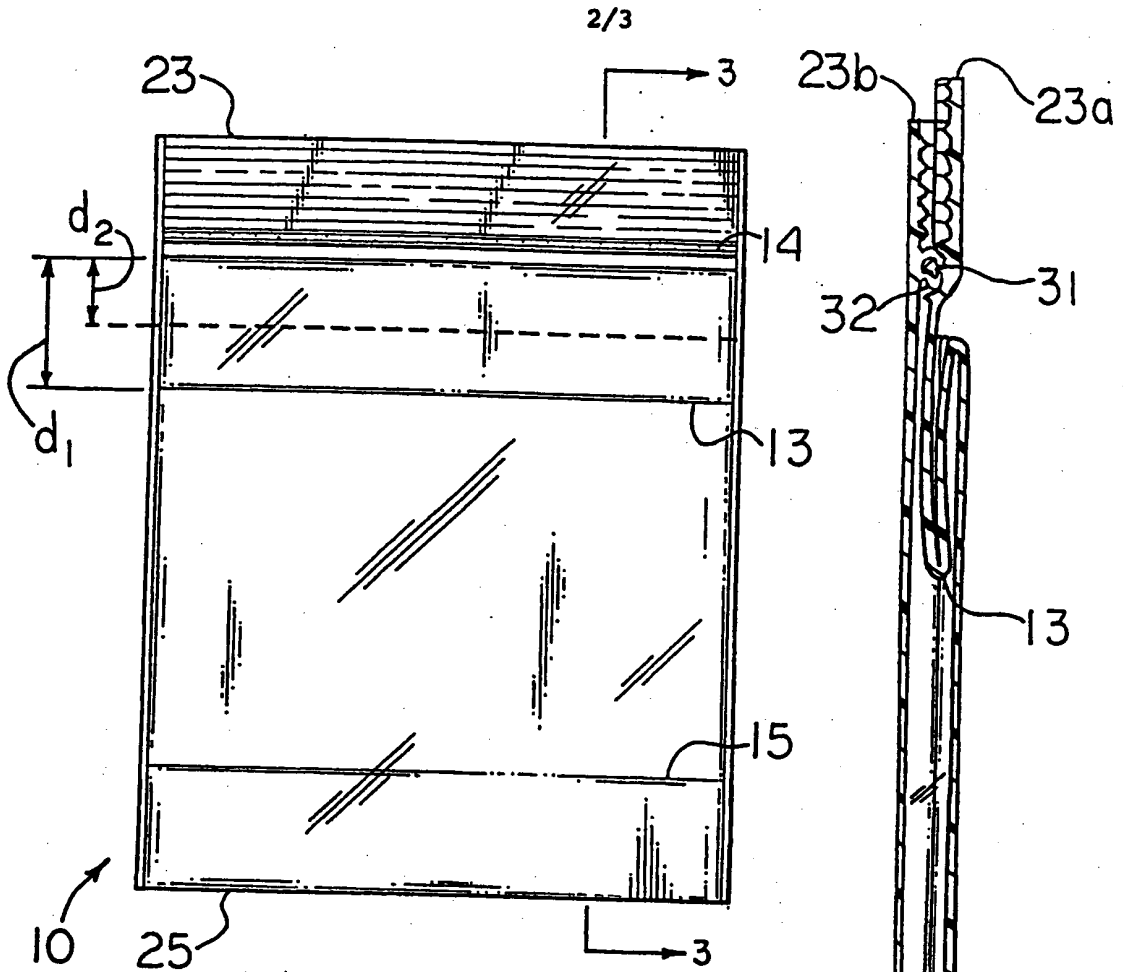
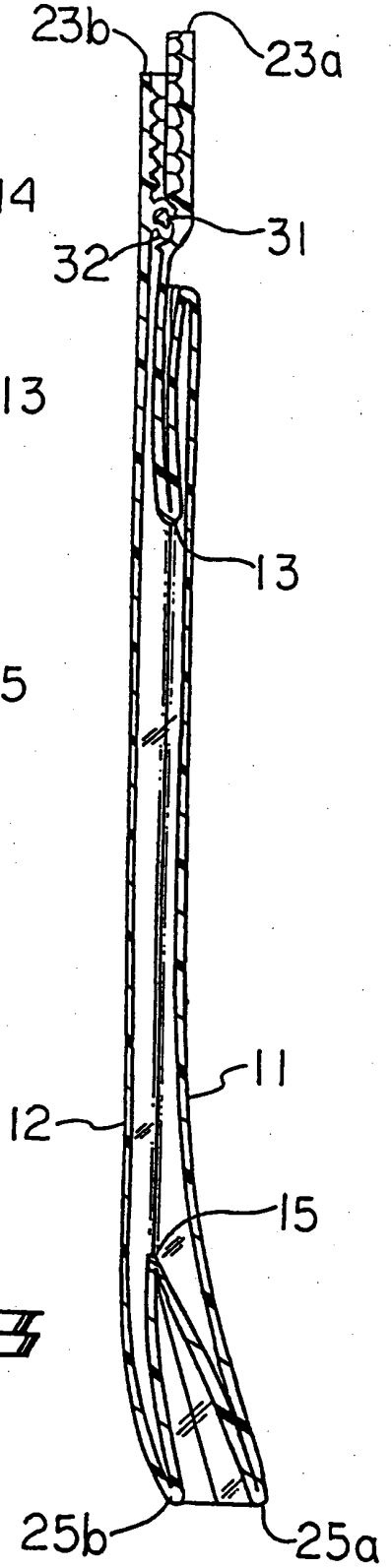


Fig. 3



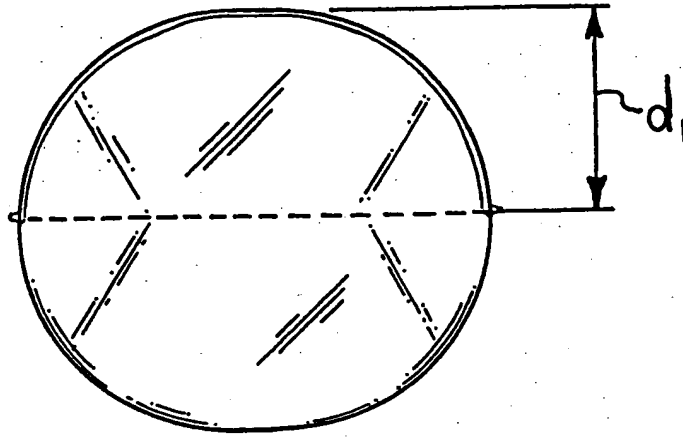


Fig. 4A

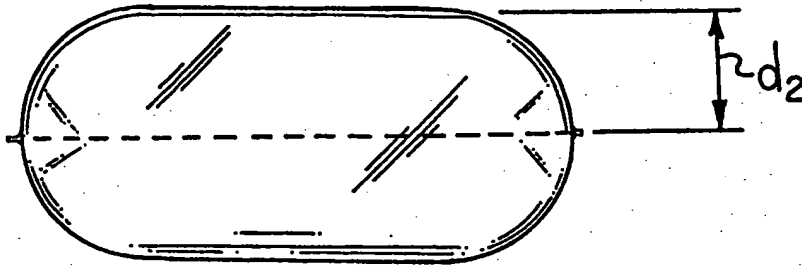


Fig. 4B

INTERNATIONAL SEARCH REPORT

International Application No

PCT/US 98/17582

A. CLASSIFICATION OF SUBJECT MATTER
 IPC 6 B65D30/00 B65D33/25

According to International Patent Classification (IPC) or to both national classification and IPC

B. FIELDS SEARCHED

Minimum documentation searched (classification system followed by classification symbols)

IPC 6 B65D

Documentation searched other than minimum documentation to the extent that such documents are included in the fields searched

Electronic data base consulted during the international search (name of data base and, where practical, search terms used)

C. DOCUMENTS CONSIDERED TO BE RELEVANT

Category *	Citation of document, with indication, where appropriate, of the relevant passages	Relevant to claim No.
Y	US 2 378 503 A (H.A. ROHDIN) 19 June 1945 see page 1, left-hand column, line 46 - page 2, right-hand column, line 74 see figures 1-10	1-10
Y	US 5 480 230 A (MAY TIMOTHY J) 2 January 1996 see column 3, line 12 - column 4, line 48 see figures 1,2	1-10
A	US 5 007 143 A (HERRINGTON FOX J) 16 April 1991 cited in the application see abstract see figure 1	8

Further documents are listed in the continuation of box C.

Patent family members are listed in annex.

* Special categories of cited documents :

- "A" document defining the general state of the art which is not considered to be of particular relevance
- "E" earlier document but published on or after the international filing date
- "L" document which may throw doubts on priority claim(s) or which is cited to establish the publication date of another citation or other special reason (as specified)
- "O" document referring to an oral disclosure, use, exhibition or other means
- "P" document published prior to the international filing date but later than the priority date claimed

- "T" later document published after the international filing date or priority date and not in conflict with the application but cited to understand the principle or theory underlying the invention
- "X" document of particular relevance; the claimed invention cannot be considered novel or cannot be considered to involve an inventive step when the document is taken alone
- "Y" document of particular relevance; the claimed invention cannot be considered to involve an inventive step when the document is combined with one or more other such documents, such combination being obvious to a person skilled in the art.
- "&" document member of the same patent family

Date of the actual completion of the international search

17 December 1998

Date of mailing of the international search report

30/12/1998

Name and mailing address of the ISA
 European Patent Office, P.B. 5818 Patentlaan 2
 NL - 2280 HV Rijswijk
 Tel. (+31-70) 340-2040, Tx. 31 651 epo nl,

Authorized officer

INTERNATIONAL SEARCH REPORT

information on patent family members

International Application No

PCT/US 98/17582

Patent document cited in search report		Publication date	Patent family member(s)	Publication date
US 2378503	A	19-06-1945	NONE	
US 5480230	A	02-01-1996	NONE	
US 5007143	A	16-04-1991	AT 159151 T	15-11-1997
			CA 2077448 A	08-09-1991
			DE 69127966 D	20-11-1997
			DE 69127966 T	12-02-1998
			EP 0518981 A	23-12-1992
			ES 2109264 T	16-01-1998
			GR 3025775 T	31-03-1998
			WO 9113564 A	19-09-1991

